




AQUAMATIC 200, 250, 270, 275, 280, 290 SP

Motor HP	Gear Ratio	Thru 17'	Approximate Boat Length		
			18-21'	22-25'	Houseboats Barges
110-145 HP	1.35:1	14 x 15			
	1.62:1	14 x 17	14 x 15	14 x 15	
	2.15:1	14 x 19	14 x 17	14 x 17	15 x 13
150-185 HP	1.35:1	14 x 17	14 x 17	15 x 13	
	1.61:1	14 x 21	14 x 21	15 x 17	15 x 15
	1.89:1	14 x 19	14 x 19	15 x 15	15 x 13
190-255 HP	1.35:1	14 x 21	15 x 19	15 x 17	
	1.61:1	14 x 23	16 x 17	16 x 17	16 x 13
230-260 HP	1.61:1	14 x 23	14 x 23	15 x 21	
290 HP	1.61:1	14 x 23	14 x 23	14 x 21	



Volvo Long Hub Aluminum



Volvo Standard Hub Aluminum

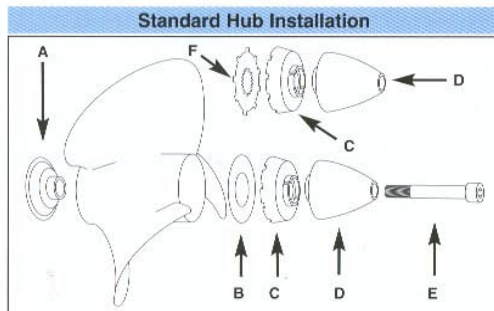
Long Hub Propellers						
Nearest Michigan Match™ OEM Equivalent (17 Spline)						
Dia. x Pitch	Rot.	Blades	Aluminum Part Number		Stainless Part Number	
			OEM	Michigan	OEM	Michigan
14 x 17	RH	3	854286-4	082002-1		084006
14 x 17	LH	3	854977-6	082001-1		
14 x 19	RH	3	854993-3	082004-1		084008
14 x 19	LH	3	854978-4	082003-1		
14 x 21	RH	3	851139-6	082010-1		
14 x 21	LH	3	854979-2	082009-1		
15 x 17	RH	3	854997-4	082012-1		
15 x 17	LH	3	854982-6	082011-1		
15 x 19	RH	3	854998-2	082014-1		
15 x 19	LH	3	854983-4	082013-1		
15 x 21	RH	3	854999-0	082016-1		
15 x 21	LH	3	854984-2	082015-1		
16 x 13	LH	3	854986-7	082089-1		
16 x 15	RH	3	872001-3	082090-1		
16 x 15	LH	3	854987-5	082091-1		
16 x 17	RH	3	872002-1	082092-1		
16 x 17	LH	3	854988-3	082093-1		
15-1/4 x 17	RH	3	SSV Series Stainless	852155-1	083002	
15-1/4 x 17	LH	3	SSV Series Stainless	852086-8	083001	
15 x 19	RH	3	SSV Series Stainless	852138-7	083004	
15 x 19	LH	3	SSV Series Stainless	852085-0	083003	
14-1/2 x 21	RH	3	SSV Series Stainless	852137-9	083006	
14-1/2 x 21	LH	3	SSV Series Stainless	852087-6	083005	



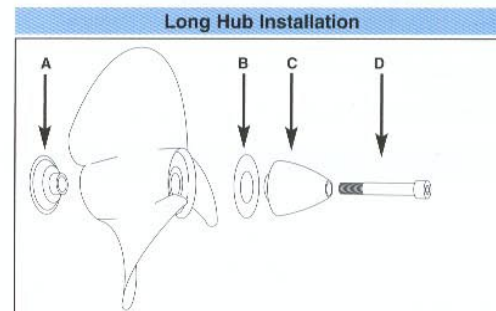
Standard Hub Propellers					
Nearest Michigan Match™ OEM Equivalent (17 Spline)					
Dia. x Pitch	Rot.	Blades	Aluminum Part Number		Michigan
			OEM	Michigan	
14 x 15	RH	3	814631-8	082026-1	
14 x 15	LH	3	814626-8	082025-1	
14 x 17	RH	3	814632-6	082028-1	
14 x 17	LH	3	814627-6	082027-1	
14 x 19	RH	3	814633-4	082032-1	
14 x 19	LH	3	814628-4	082031-1	
14 x 21	RH	3	814634-2	082034	
14 x 21	LH	3	814629-2	082033	
15 x 13	LH	3	813316-7	082087-1	
15 x 15	RH	3	814615-1	082060-1	
15 x 15	LH	3	814611-0	082059-1	
15 x 17	RH	3	814616-9	082030-1	
15 x 17	LH	3	814612-8	082029-1	
15 x 19	RH	3	—	082022	
15 x 19	LH	3	—	082021	
15 x 21	LH	3	—	082023	

⚡ Note: Bushings for above propellers suggested for max. 240 HP UNLESS marked with a ⚡.
SSV Series: 1) Designed for boats with power to weight ratios of 12:1 and below. 2) Boats must have power trim. 3) Anti-cavitation plate height 1" above boat bottom. 4) Blades cambered must run in ventilated condition. 5) Use 2" less pitch if current aluminum prop is cupped, 3" less if uncupped. Parts 083005 & 083006 will not fit a 270 outdrive.

Long Hub Propellers are for use with model 275, 280 & 290 outdrives and late production 270 outdrives which have drilled propeller shaft.
 Standard Hub Propeller installations are from outdrive serial #PZ2877179, and are NOT for use with V-6 diesel engines.
 Propeller Hardware is available thru Volvo Distributors.

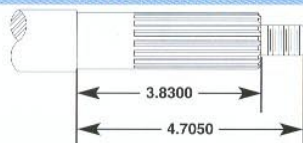


Standard Hub Propeller installations require:
 A) Thrust Washer #839534-5 (Depth: 625")
 B) Washer #850888-9 or F) Washer #897367-9
 C) Spacer Ring #854047-8
 D) Propeller Cone #8504045-2
 E) Allen bolt #850889-7

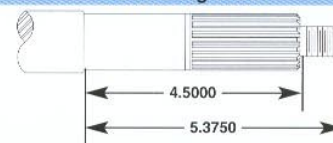


Long Hub Propeller Hardware:
 A) Thrust Washer #839423-1 (Depth: 1.3")
 B) Washer #850888-9
 C) Propeller Cone #8504045-2
 D) Allen bolt #850889-7

Volvo Standard Shaft



Volvo Long Shaft





VOLVO PENTA 100-110: EATON MODEL B (PIN DRIVE)

HP	Dia. x Pitch	Rot.	Blades	Aluminum Part Number	
				OEM	Michigan
HP Range: 110 - 150	14 x 10	LH	3	813226	082057
	14 x 12	LH	3	813228	082045

SX COBRA™, VOLVO PENTA SX™, OMC COBRA® (1994 & NEWER)

3.0 Litre1994 & Newer	8.1 GI (375 HP)2001 & Newer
4.3 Litre1994 & Newer	8.1 GSI (420 HP)2001 & Newer
5.0 Litre1994 & Newer	DPX 385 (385 HP)2001 & Newer
5.7 Litre1994 & Newer	DPX 415 (415 HP)2001 & Newer
5.8 Litre1994-97	DPX 500 (475 HP)2001 & Newer
7.4 Litre1997 & Newer	DPX 600 (560 HP)2001 & Newer
8.2 Litre1997		

(19 SPLINE)

For twin engine applications, add 4" pitch.

PROPELLER APPLICATION

Boat Description - (MPH)	Diameter Rot. & Pitch	Blades	Aluminum Part No.			Stainless Part No.			Rapture Performance		Ballistic High Performance				
			OEM Volvo	OEM OMC	Michigan AL	OEM Volvo	OEM OMC	Michigan SS	Dia. x Pitch	Blades RH	Stainless LH	Dia. x Pitch	Blades RH	Stainless LH	
24-28' Bts. - (26-36)	15-1/2 R 15	3	3850299-3	3850299	161001				14-1/4 x 15	3	163012	163013	14-7/8 x 15	3	345031
24-28' Bts. - (26-36)	15 R 15	3				3850305-8	3850305	163002							
22-27' Bts. - (34-44)	15 R 17	3	3850300-9	3850300	161002	3850307-4	3850307	163004	14-1/4 x 17	3	163014	163015	14-3/4 x 17	3	345032 346062
22-27' Bts. - (34-44)	15 L 17	3				3850316-5	3850316	163003							
19-25' Bts. - (39-50)	14-1/2 R 19	3	3850301-7	3850301	161003	3850308-2	3850308	163006	14-1/4 x 19	3	163016	163017	14-1/2 x 19	3	345033 346063
19-25' Bts. - (39-50)	14-1/2 L 19	3				3850317-3	3850317	163005							
17-22' Bts. - (39-50)	14-1/4 R 21	3	3850302-5	3850302	161004	3850309-0	3850309	163008	14-1/4 x 21	3	163018	163019	14-3/8 x 21	3	345034 346064
17-22' Bts. - (39-50)	14-1/4 L 21	3				3850318-1	3850318	163007							
17-20' Bts. - (44-57)	14-1/4 R 23	3			161005	3850310-8	3850310	163010	14-1/4 x 23	3	163020	163021	14-1/4 x 23	3	345035 346065
16-19' Bts. - (48-62)	14-1/4 L 23	3				3850319-9	3850319	163009	14-1/4 x 25	3	163022	163023	14-1/4 x 25	3	345036



130-205 HORSEPOWER

3.0 L (130 HP)1989 - 93	4.3 L (205 HP)1989 - 93
EST/PSR		EST/YEMS/PRS	

PROPELLER APPLICATION

Boat Description - (MPH)	Diameter Rot. & Pitch	Blades	Aluminum Part No.		Stainless Part No.		Rapture Performance		Ballistic High Performance				
			OEM	Michigan	OEM	Michigan	Dia. x Pitch	Blades RH	Stainless LH	Dia. x Pitch	Blades RH	Stainless LH	
21-26' Bts. - (18-31)	15-1/4 R 15	3	6G5-45941-00-98	101025			14-1/4 x 15	3	103044	103045	14-7/8 x 15	3	345931
20-24' Bts. - (25-34)	14-5/8 R 16	3	6G5-45952-00-98	101026									
19-23' Bts. - (27-37)	14-1/2 R 17	3	6G5-45947-01-98	101027	6G5-45978-03-98	103018	14-1/4 x 17	3	103046	103047	14-3/4 x 17	3	345932 345962
17-21' Bts. - (33-42)	14 R 19	3	6G5-45945-01-98	101028	6G5-45974-03-98	103020	14-1/4 x 19	3	103048	103049	14-1/2 x 19	3	345933 345963
18-19' Bts. - (37-46)	13-3/4 R 21	3	6G5-45943-01-98	101029	6G5-45972-03-98	103022	14-1/4 x 21	3	103050	103051	14-3/8 x 21	3	345934 345964
17-19' Bts. - (39-48)	13-1/2 R 23	3	6G5-45949-00-98	101030			14-1/4 x 23	3	103052	103053	14-1/4 x 23	3	345935 345965
Up to 18' Bts. - (40-50)							14-1/4 x 25	3	103054	103055	14-1/4 x 25	3	345936
16-20' High Perf. Lifting Hulls									Ballistic 3 XL		14-1/2 x 22	3	345941
15-18' High Perf. Lifting Hulls									Ballistic 3 XL		14-1/2 x 24	3	345937
Up to 17' High Perf. Lifting Hulls									Ballistic 3 XL		14-1/2 x 26	3	345938

205-300 HORSEPOWER

5.0 L (205 HP)1989 - 93	7.4 L (300 HP)1992 - 93
EST/PSR/YEMS		Hydra Drive (EST)	
5.7 L (260 HP)1989 - 93		
EST/PSR/YEMS			

PROPELLER APPLICATION

Boat Description - (MPH)	Diameter Rot. & Pitch	Blades	Aluminum Part No.		Stainless Part No.		Rapture Performance		Ballistic High Performance				
			OEM	Michigan	OEM	Michigan	Dia. x Pitch	Blades RH	Stainless LH	Dia. x Pitch	Blades RH	Stainless LH	
23-28' Bts. - (19-38)	15-1/4 R 15	3	6G5-45941-00-98	101025			14-1/4 x 15	3	103044	103045	14-7/8 x 15	3	345931
22-27' Bts. - (24-42)	14-5/8 R 16	3	6G5-45952-00-98	101026									
21-26' Bts. - (29-45)	14-1/2 R 17	3	6G5-45947-01-98	101027	6G5-45978-03-98	103018	14-1/4 x 17	3	103046	103047	14-3/4 x 17	3	345932 345962
19-25' Bts. - (35-49)	14 R 9	3	6G5-45945-01-98	101028	6G5-45974-03-98	103020	14-1/4 x 19	3	103048	103049	14-1/2 x 19	3	345933 345963
18-23' Bts. - (41-56)	13-3/4 R 21	3	6G5-45943-01-98	101029	6G5-45972-03-98	103022	14-1/4 x 21	3	103050	103051	14-3/8 x 21	3	345934 345964
17-22' Bts. - (43-58)	13-1/2 R 23	3	6G5-45949-00-98	101030			14-1/4 x 23	3	103052	103053	14-1/4 x 23	3	345935 345965
Up to 17' Bts. - (45-59)							14-1/4 x 25	3	103054	103055			